



Overview of Survey Findings

*Liberal National Party's proposals for overhauling
Queensland's child protection system*

24 August 2020



Thank you to all who took time from their busy schedules to respond to our survey about the Liberal National Party's proposals for overhauling the child protection system. We trust that you have made a valuable and constructive contribution to the further development and refinement of the policy platforms of Queensland's political parties. We look forward to the informed discussion and debate the survey findings will generate.



Lindsay Wegener
Executive Director



Garth Morgan
Interim Chief Executive Officer



Contents

Introduction	6
About the survey design	6
About the survey respondents	6
About the survey findings	7
About this report and the series of reports to follow.....	7
1. Do you agree with the proposal to re-name the Department of Child Safety, the Child Protection Force?	8
Responses by the sub-groups	8
2. Do you agree with the proposal that the Child Protection Force "adopt a hierarchy and rank structure similar to the Queensland Police Service to ensure proper oversight and accountability"?	10
Responses by the sub-groups	10
3. Do you agree with the proposal that "Child Protection Force officers will be on-hand 24 hours a day under new shift arrangements" which would include a rostering of officers to "work two eight-hour shifts a day, seven days a week"?	12
Responses by the sub-groups	12
4. Do you agree with the proposal that a rapid response team be placed on "stand by for after-hours support"? .	14
Responses by the sub-groups	14
5. Do you agree with the proposal that "a new team of police investigators... (be formed who can be)... called in to clear backlogs and overhaul investigation procedures for high-risk cases, with a focus on monitoring kids under 5 years of age"?	16
Responses by the sub-groups	16
6. The LNP proposes that "the Child Protection Force will implement random compulsory drug tests for illicit substances like methamphetamine for people on Intervention with Parental Agreements". Do you agree with this proposal?	18
Responses by the sub-groups	18
7. Do you agree with the proposal that, "under the LNP's plan, positive tests to certain illicit substances (not including marijuana) will require participation in a drug rehabilitation service so parents get the support they need to break the addiction"?	20
Responses by the sub-groups	20
8. Do you agree with the LNP proposal that "a second positive test will lead to children being placed in foster care under a no-second chances model because the cycle of drug abuse must be broken"?	22
Responses by the sub-groups	22
9. The LNP proposes to introduce "new performance reporting for all regional child safety service centres to increase transparency and accountability for senior executives to ensure vulnerable kids don't fall through the cracks". Do you agree with this proposal?	24
Responses by the sub-groups	24

Contents Continued

10. The LNP proposes to introduce a requirement for regional offices “to undertake two-year accreditation programs to improve standards and increase local accountability, similar to recent changes in New South Wales”. Do you agree with this proposal?	26
Responses by the sub-groups	26
11. The LNP proposes that “officers in the LNP’s Child Protection Force ... undergo new training and development with a focus on identifying behaviours that put kids at risk, with increased early intervention to identify the support needed for kids in care”. Do you agree with this proposal?	28
Responses by the sub-groups	28
12. The LNP proposes to “extend payments to foster carers for children in care until they are 21 under a \$4 million two-year trial that will bring Queensland in-line with most other states”. Do you agree with this proposal?... 30	
Responses by the sub-groups	30
13. The LNP proposes to “increase the use of adoption through a new triage model with permanency order targets and new KPI’s, with a priority for vulnerable children under three years of age”. Do you agree with this proposal?.....	32
Responses by the sub-groups	32
14. The LNP proposes to “recruit more foster carers to work with local service centres and create more emergency care options”. Do you agree with this proposal?.....	34
Responses by the sub-groups	34

Introduction

During the week of 15 June 2020, child protection was the subject of fiery discussions in State Parliament. PeakCare Queensland Inc. (PeakCare) acknowledged the gusto with which The Honourable Deb Frecklington MP, Leader of the Opposition placed child protection to the fore in the attention given to it by Parliament. PeakCare also acknowledged the invitation extended to the Opposition by The Honourable Anastacia Palaszczuk MP, Premier of Queensland to work with the Government in a bi-partisan manner on improvements to the child protection system, along with Ms Frecklington's acceptance of this invitation.

This stated commitment to bi-partisanship in tackling the issues confronting child protection opened the door for the non-government sector and other interest groups to openly and robustly contribute the wisdom of their experiences and opinions to the joint deliberations of the political parties. To enable stakeholders in the Queensland child protection system to fully avail themselves of this opportunity, PeakCare in partnership with the Queensland Aboriginal and Torres Strait Islander Child Protection Peak (QATSICPP) designed and conducted a survey that was released on 19 June 2020 and closed on 10 July 2020.

Our purpose in doing so was to collect, collate and provide feedback about strategies for "overhauling the child protection system" announced by the Liberal National Party (LNP) to further inform the development and refinement of the policy platforms of all political parties. As other parties release their policy platforms, PeakCare and QATSICPP will look for similar opportunities to seek feedback about these platforms.

About the survey design

The survey was based on information drawn from the LNP's media release, [The Child Protection Force: LNP's plan to overhaul child safety system](#), dated 17 June 2020. Each of the survey questions was crafted using, as far as possible, wording contained within the LNP's media release. The exception to this was the last survey question which invited the survey respondents to comment on what they thought was missing from the proposals put forward by the LNP for overhauling the system.

In respect of the remaining fourteen (14) questions, survey respondents were invited to indicate whether they agreed, mostly agreed, agreed only in part, disagreed, or were not sure about each of the LNP's

proposals. Survey respondents were also invited to add comments to elaborate on or qualify their responses to each question. With several hundred pages of comments received, it is apparent that many survey respondents enthusiastically responded to this invitation!

About the survey respondents

In total, 1,998 people responded to the survey. They identified as belonging to the following sub-groups:

Survey respondent sub-groups	No (%)
Employees of non-government organisations including:	811 (40.82%)
• PeakCare Member organisation employees	289 (14.54%)
• QATSICPP Member organisation employees	63 (3.17%)
• Non-Member NGO employees	459 (23.10%)
Employees of Government agencies	633 (31.86%)
Employees of peak bodies or other industry or representative groups	56 (2.82%)
Academics	38 (1.91%)
Private consultants or employees of private consultancy or training organisations	42 (2.11%)
Parents (or other family members) with a lived experience of the child protection system	65 (3.27%)
Young people (under 25) with a lived experience of the child protection system	15 (0.75%)
Older people (over 25) with a lived experience of the child protection system	42 (2.11%)
Foster Carers	121 (6.09%)
Kinship Carers	35 (1.76%)
Others	129 (6.49%)

Eleven (11) survey respondents skipped the question requesting them to identify the sub-group to which they belonged.

The 129 survey respondents who identified as belonging to the 'others' category described themselves as follows:

Interested community member (e.g. parent, grandparent, concerned citizen, member of the public, "just an ordinary person")	39
Retired, semi-retired or former employee of either a government or non-government agency or both	33

Member of a particular professional or occupational group (eg. a barrister, private school teacher, allied health professional, Union Organiser, early childhood educator, Social Work student)	18
Member of two or more of the listed sub-groups (e.g. person who has had a lived experience of the child protection system as a child who is now a Carer and/ or employee of a government or non-government organisation)	14
Relative or friend of a Carer or employee of a government or non-government organisation	13
Non-specified connection with the child protection system	6
Former Foster Carer	4
Friend of a person who was formerly in care	2

- alternative approaches to the ideas proposed, and
- queries about further details required to form an opinion

It is within this commentary that the richness and depth of the survey findings can be located. It would be a mistake to treat the survey findings as a ‘poll’ that simply measured numbers of people who favoured or did not favour strategies proposed by the LNP.

The respondents to the survey should not be regarded as a representative sample, especially when account is given to some of the respondent sub-groups having been relatively small in number in comparison with others. The findings cannot therefore be generalised to specific sub-groups or stakeholders as a whole.

The strength of the survey and its findings lies in the diversity of views within and across stakeholder groups. This provides a rich source of data to generate debate about how to best protect children and young people, promote their development and well-being, and support their families.

The survey’s true value will come from the consideration that can be given to the commentary provided by the survey respondents that will feature in the more detailed reports that will follow this overview of the findings – consideration that can be given to this commentary not only by the political parties, but also a wide range of government and non-government organisations, interest groups and individuals including those who have had a lived experience of the child protection system.

As such, this report is best regarded as something to whet your appetite for the reports to follow. It is these reports that will best serve as the catalyst for further research, discussion and debate about the best ways forward in continuously improving Queensland’s child protection system.

About the survey findings

The survey produced what can best be described as a ‘mixed bag’ of findings. There were some proposals about which there was a high level of agreement. This contrasted with others where the opposite was the case.

In respect of some matters, the findings were relatively consistent across all or most of the thirteen sub-groups, but in other instances, there were distinct differences in the responses provided by the sub-groups. The wide range of responses suggest that, in respect of many of the LNP’s proposals, opinions are strongly divided.

About this report and the series of reports to follow

This report provides an overview of the survey findings. What will follow is a series of other reports delving, with greater detail, into particular topics addressed within the LNP’s proposals. They will include reports that focus on the proposed organisational arrangements for the delivery of child protection services while others will focus on specific policy-related proposals. The series will culminate in a final report addressing responses to the last question in the survey – “What, if anything, do you think may be missing from the LNP plan to overhaul the child safety system?”

Importantly, each of the reports that follow will include a detailed synopsis of the respondents’ comments entered into the survey, including those that stated:

- reasons for agreement or disagreement with the LNP’s proposals
- reservations and/ or qualifications placed on their agreement with certain proposals

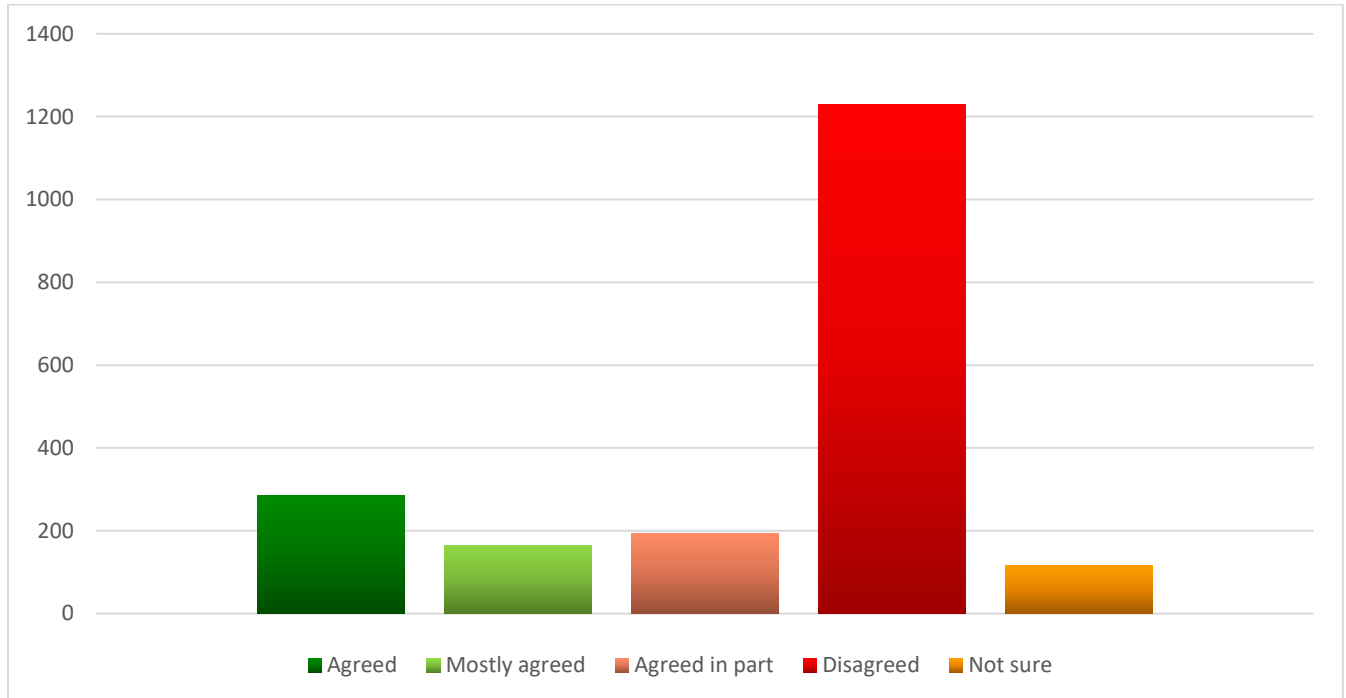
1. Do you agree with the proposal to re-name the Department of Child Safety, the Child Protection Force?

Of the 1,996 survey respondents who answered this question:

- 286 (14.33%) agreed with this proposal
- 165 (8.27%) mostly agreed

- 193 (9.67%) agreed only in part
- 1,229 (61.57%) disagreed, and
- 117 (5.86%) indicated that they were not sure.

Two survey respondents skipped this question.



Responses by the sub-groups

A majority of survey respondents within **11 of the 13** sub-groups **disagreed or agreed only in part** with this proposal:

- employees of PeakCare Member organisations (disagreed – 71.53%; agreed only in part – 8.68%; mostly agreed – 8.68%; agreed – 7.29%; not sure – 3.47%; 1 respondent skipped this question)
- employees of QATSICPP Member organisations (disagreed – 63.49%; agreed only in part – 15.87%; mostly agreed – 3.17%; agreed – 12.7%; not sure – 4.76%)
- employees of non-Member non-government organisations (disagreed – 56.43%; agreed only in part – 11.76%; mostly agreed – 9.59%; agreed – 14.16%; not sure – 7.84%)
- employees of Government agencies (disagreed – 72.35%; agreed only in part – 6.64%; mostly agreed – 6.16%; agreed – 10.74%; not sure – 3.79%)
- employees of peak bodies, industry and representative groups (disagreed – 57.14%; agreed only in part – 16.07%; mostly agreed – 12.5%; agreed – 10.71%; not sure – 3.57%)
- academics (disagreed – 76.32%; agreed only in part – 10.53%; mostly agreed – 2.63%; agreed – 10.53%)
- private consultants and employees of private consultancy or training organisations (disagreed – 73.81%; agreed only in part – 4.76%; mostly agreed – 9.52%; agreed – 11.9%)
- parents (and other family members) with a lived experience of the child protection system (disagreed – 46.15%; agreed only in part – 13.85%; mostly agreed – 6.15%; agreed – 23.08%; not sure – 9.23%)
- young people (under 25 years) with a lived experience of the child protection system (disagreed – 46.67%; agreed only in part – 13.33%; mostly agreed – 0%; agreed – 20%; not sure – 20%)

- older people (over 25 years) with a lived experience of the child protection system (disagreed – 40.48%; agreed only in part – 14.29%; mostly agreed – 16.67%; agreed – 19.05%; not sure – 7.14%)
- others (disagreed – 51.16%; agreed only in part – 8.53%; mostly agreed – 10.08%; agreed – 23.26%; not sure – 6.98%).

In respect of the remaining **2** sub-groups, a **larger number disagreed or agreed only in part** than the number who agreed or mostly agreed, but they **did not constitute a majority** (i.e. >50%) of all respondents within these sub-group:

- Foster Carers (disagreed – 32.5%; agreed only in part – 12.5%; mostly agreed – 12.5%; agreed – 30%; not sure – 12.5%; 1 respondent skipped this question)
- Kinship Carers (disagreed – 37.14%; agreed only in part – 8.57%; mostly agreed – 8.57%; agreed – 34.29%; not sure – 11.43%).

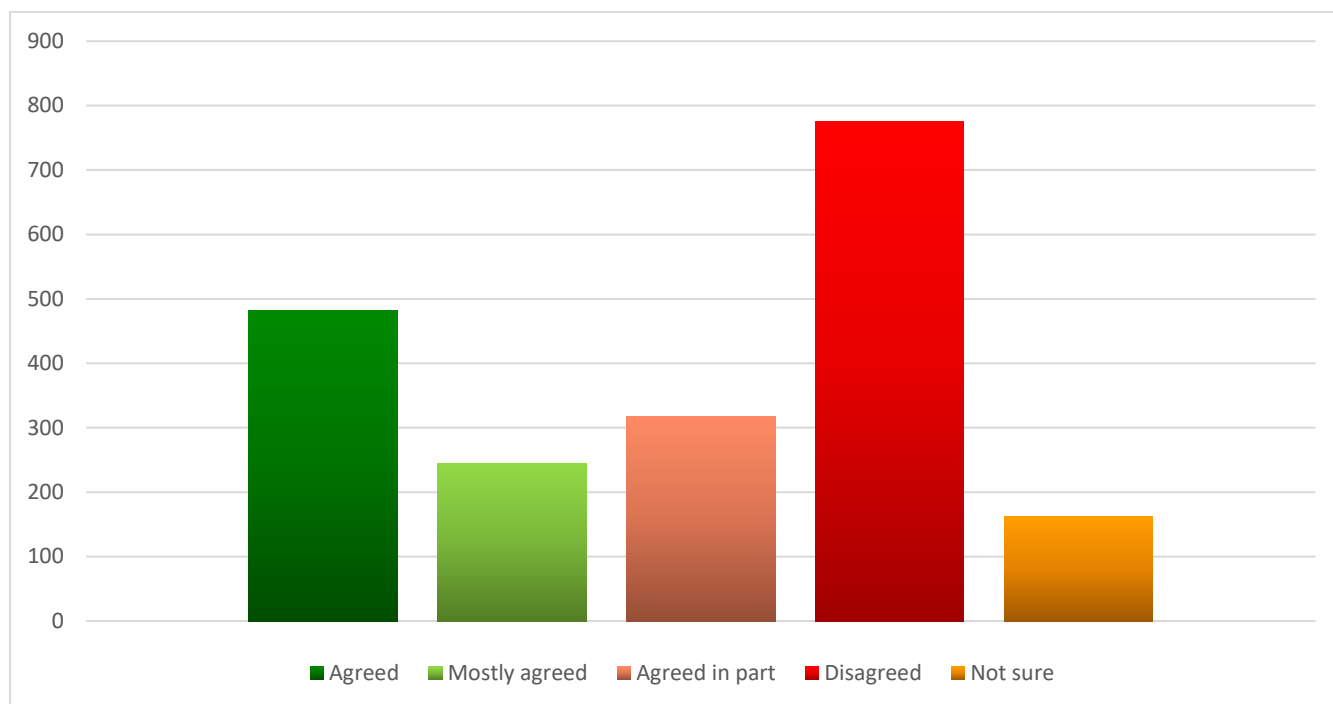
2. Do you agree with the proposal that the Child Protection Force "adopt a hierarchy and rank structure similar to the Queensland Police Service to ensure proper oversight and accountability"?

Of the 1,987 survey respondents who answered this question:

- 482 (24.26%) agreed with this proposal
- 245 (12.33%) mostly agreed

- 318 (16%) agreed only in part
- 776 (39.05%) disagreed, and
- 162 (8.15%) indicated that they were not sure.

Eleven survey respondents skipped this question.



Responses by the sub-groups

A **majority** of survey respondents within **3 of the 13** sub-groups **agreed or mostly agreed** with this proposal:

- parents (and other family members) with a lived experience of the child protection system (agreed – 38.46%; mostly agreed – 12.31%; agreed only in part – 12.31%; disagreed – 27.69%; not sure – 7.69%)
- Foster Carers (agreed – 50%; mostly agreed – 22.50%; agreed only in part – 10%; disagreed – 13.33%; not sure – 4.17%; 1 respondent skipped this question)
- Kinship Carers (agreed – 48.57%; mostly agreed – 20%; agreed only in part – 14.29%; disagreed – 11.43%; not sure – 5.71%).

A **majority** of survey respondents within **7 of the 13** sub-groups **disagreed or agreed only in part** with this proposal:

- employees of PeakCare Member organisations (disagreed – 44.21%; agreed only in part – 16.14%; mostly agreed – 14.04%; agreed – 15.09%; not sure – 10.53%; 4 respondents skipped this question)
- employees of QATSICPP Member organisations (disagreed – 47.62%; agreed only in part – 20.63%; mostly agreed – 4.76%; agreed – 15.87%; not sure – 11.11%)
- employees of Government agencies (disagreed – 50.79%; agreed only in part – 15.56%; mostly agreed – 9.37%; agreed – 15.08%; not sure – 9.05%; 3 respondents skipped this question)
- employees of peak bodies, industry and representative groups (disagreed – 41.07%; agreed only in part – 17.86%; mostly agreed – 8.93%; agreed – 25%; not sure – 7.14%)
- academics (disagreed – 56.76%; agreed only in part – 10.81%; mostly agreed – 8.11%; agreed – 18.92%; not sure – 5.41%; 1 respondent skipped this question)

- private consultants and employees of private consultancy or training organisations (disagreed – 57.14%; agreed only in part – 16.67%; mostly agreed – 14.29%; agreed – 9.52%; not sure – 2.38%)
- young people (under 25 years) with a lived experience of the child protection system (disagreed – 20%; agreed only in part – 40%; mostly agreed – 13.33%; agreed – 26.67%).

In respect of **2** sub-groups, a **larger number disagreed or agreed only in part** than the number who agreed or mostly agreed, but they **did not constitute a majority** (i.e. >50%) of the respondents with this sub-group:

- employees of non-Member non-government organisations (disagreed – 29.76%; agreed only in part – 17.94%; mostly agreed – 15.97%; agreed – 28.01%; not sure – 8.01%; 2 respondents skipped this question)

- older people (over 25 years) with a lived experience of the child protection system (disagreed – 33.33%; agreed only in part – 14.29%; mostly agreed – 11.9%; agreed – 35.71%; not sure – 2.38%).

In respect of the remaining **1** sub-group, a **larger number agreed or mostly agreed** than the number who disagreed or agreed in part, but they **did not constitute a majority** (i.e. >50%) of all respondents within these sub-groups:

- others (agreed – 41.86%; mostly agreed – 5.43%; agreed only in part – 14.73%; disagreed – 30.23%; not sure – 7.75%).

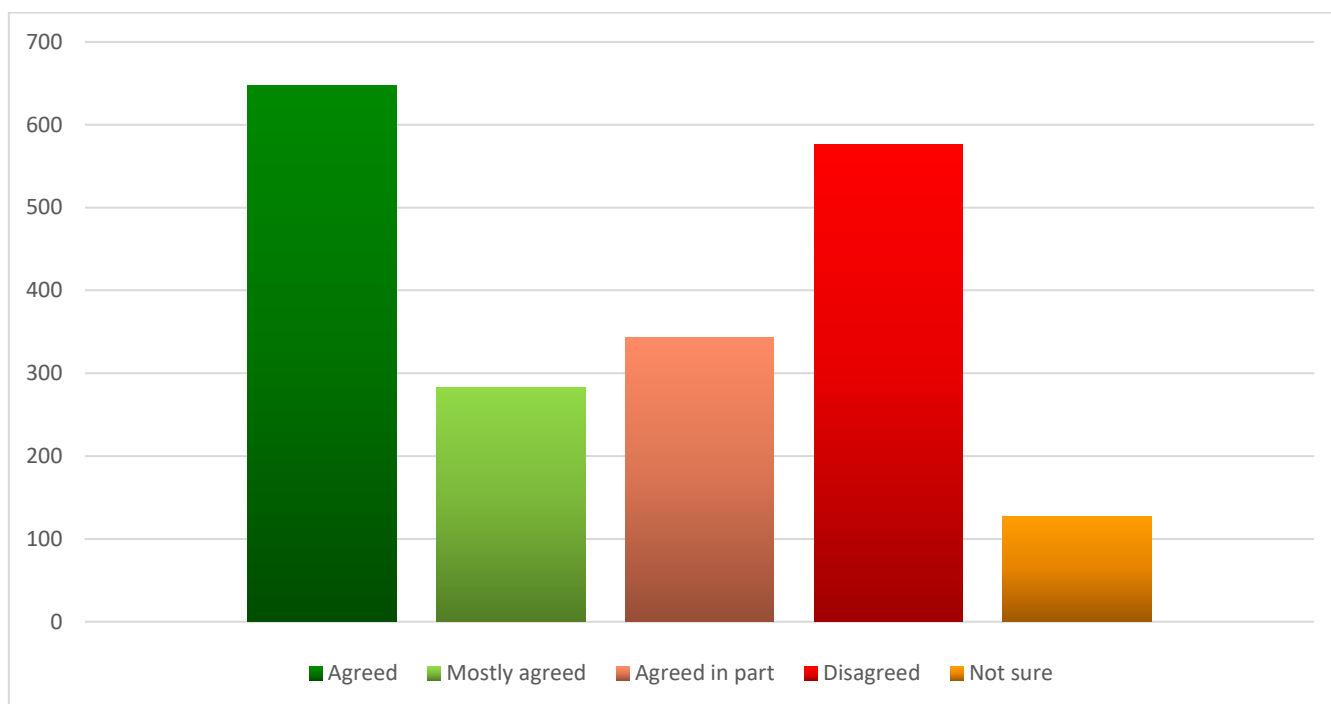
3. Do you agree with the proposal that “Child Protection Force officers will be on-hand 24 hours a day under new shift arrangements” which would include a rostering of officers to “work two eight-hour shifts a day, seven days a week”?

Of the 1,987 survey respondents who answered this question:

- 647 (32.56%) agreed with this proposal
- 283 (14.24%) mostly agreed

- 343 (17.26%) agreed only in part
- 576 (28.99%) disagreed, and
- 127 (6.39%) indicated that they were not sure.

Eleven respondents skipped this question.



Responses by the sub-groups

A **majority** of survey respondents within **7 of the 13** sub-groups **agreed or mostly agreed** with this proposal:

- employees of non-Member non-government organisations (agreed – 36.18%; mostly agreed – 16.89%; agreed only in part – 14.91%; disagreed 25.22%; not sure – 6.58%; 3 respondents skipped this question)
- parents (and other family members) with a lived experience of the child protection system (agreed – 53.85%; mostly agreed – 15.38%; agreed only in part – 10.77%; disagreed – 16.92%; not sure - 3.08%)
- young people (under 25 years) with a lived experience of the child protection system (agreed – 46.67%; mostly agreed – 13.33%; agreed only in part – 6.67%; disagreed – 20%; not sure – 13.33%)
- older people (over 25 years) with a lived experience of the child protection system (agreed – 48.78%; mostly agreed – 7.32%; agreed only in part – 14.63%; disagreed – 24.39%; not sure – 4.88%; 1 respondent skipped this question)
- Foster Carers (agreed – 61.67%; mostly agreed – 15.83% agreed only in part – 8.33%; disagreed – 9.17%; not sure – 4.17%; 1 respondent skipped this question)
- Kinship Carers (agreed – 40%; mostly agreed – 11.43%; agreed only in part – 14.29%; disagreed – 25.71%; not sure – 8.57%)
- others (agreed – 41.73%; mostly agreed – 11.81%; agreed only in part – 12.60%; disagreed – 22.05%; not sure – 10.24%; 2 respondents skipped this question).

A **majority** of survey respondents within **4 of the 13** sub-groups **disagreed or agreed only in part** with this proposal:

- employees of Government agencies (disagreed – 40.66%; agreed only in part – 18.83%; mostly agreed – 12.97%; agreed – 21.68%; not sure – 5.38%; 1 respondent skipped this question)
- employees of peak bodies, industry and representative groups (disagreed – 30.36%; agreed only in part – 21.43%; mostly agreed – 12.50%; agreed – 30.36%; not sure – 3.57%)
- academics (disagreed – 42.11%; agreed only in part – 15.79% mostly agreed – 10.53%; agreed – 26.32%; not sure – 5.26%)
- private consultants and employees of private consultancy or training organisations (disagreed – 35.71%; agreed only in part – 23.81%; mostly agreed – 9.52%; agreed – 23.81%; not sure – 7.14%).

In respect of the remaining **2** sub-groups, a **larger number disagreed or agreed only in part** than the number who agreed or mostly agreed, but they **did not constitute a majority** (i.e. > 50%) within these sub-groups:

- employees of PeakCare Member organisations (disagreed – 24.13%; agreed only in part – 22.03%; mostly agreed – 16.78%; agreed – 27.97%; not sure – 8.04%; 3 respondents skipped this question)
- employees of QATSI CPP Member organisations (disagreed – 20.63%; agreed only in part – 25.4%; mostly agreed – 12.7%; agreed – 31.75%; not sure – 9.52%).

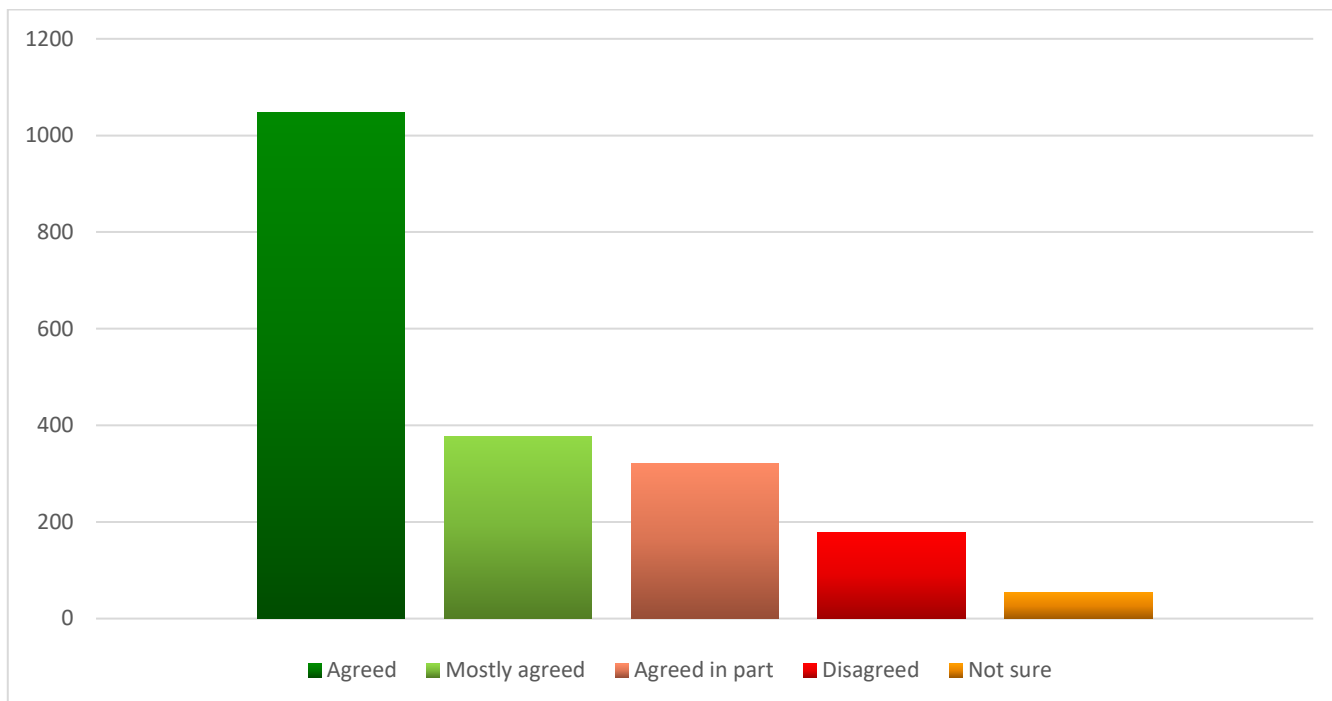
4. Do you agree with the proposal that a rapid response team be placed on “stand by for after-hours support”?

Of the 1,986 survey respondents who answered this question:

- 1,048 (52.77%) agreed with this proposal
- 377 (18.98%) mostly agreed

- 322 (16.21%) agreed only in part
- 179 (9.01%) disagreed, and
- 53 (2.67%) indicated that they were not sure.

Twelve respondents skipped this question.



Responses by the sub-groups

A majority of survey respondents within all 13 sub-groups agreed or mostly agreed with this proposal:

- employees of PeakCare Member organisations (agreed – 43.55%; mostly agreed – 24.39%; agreed only in part – 20.56%; disagreed – 7.32%; not sure – 3.83%; 2 respondents skipped this question)
- employees of QATSICPP Member organisations (agreed – 52.38%; mostly agreed – 20.63%; agreed only in part – 17.46%; disagreed – 4.76%; not sure – 4.76%)
- employees of non-Member non-government organisations (agreed – 60.88%; mostly agreed – 19.78%; agreed only in part – 10.77%; disagreed – 5.93%; not sure – 2.42%; 4 respondents skipped this question)
- employees of Government agencies (agreed – 41.05%; mostly agreed – 18.54%; agreed only in part – 22.98%; disagreed – 14.10%; not sure – 2.85%; 2 respondents skipped this question)
- employees of peak bodies, industry and representative groups (agreed – 44.64%; mostly agreed – 28.57%; agreed only in part – 19.64%; disagreed 7.14%)
- academics (agreed – 39.47%; mostly agreed – 18.42%; agreed only in part – 21.05%; disagreed 15.79%; not sure – 5.26%)
- private consultants and employees of private consultancy or training organisations (agreed – 42.86%; mostly agreed – 23.81%; agreed only in part – 16.67%; disagreed – 11.90%; not sure – 2.38%)
- parents (and other family members) with a lived experience of the child protection system (agreed – 75%; mostly agreed – 14.06%; agreed only in part – 3.13%; disagreed – 6.25%; not sure – 1.56%; 1 respondent skipped this question)
- young people (under 25 years) with a lived experience of the child protection system (agreed – 73.33%; mostly agreed – 13.33%; agreed only in part – 0%; disagreed 13.33%)

- older people (over 25 years) with a lived experience of the child protection system (agreed – 70.73%; mostly agreed – 14.63%; agreed only in part – 7.32%; disagreed 2.44%; not sure – 4.88%; 1 respondent skipped this question)
- Foster Carers (agreed – 75.83%; mostly agreed – 13.33%; agreed only in part – 6.67%; disagreed 2.5%; not sure – 0.83%; 1 respondent skipped this question)
- Kinship Carers (agreed – 74.29%; mostly agreed – 14.29%; agreed only in part – 8.57%; disagreed 2.86%)
- others (agreed – 65.63%; mostly agreed – 12.50%; agreed only in part – 10.16%; disagreed 9.38%; not sure – 2.34%; 1 respondent skipped this question).

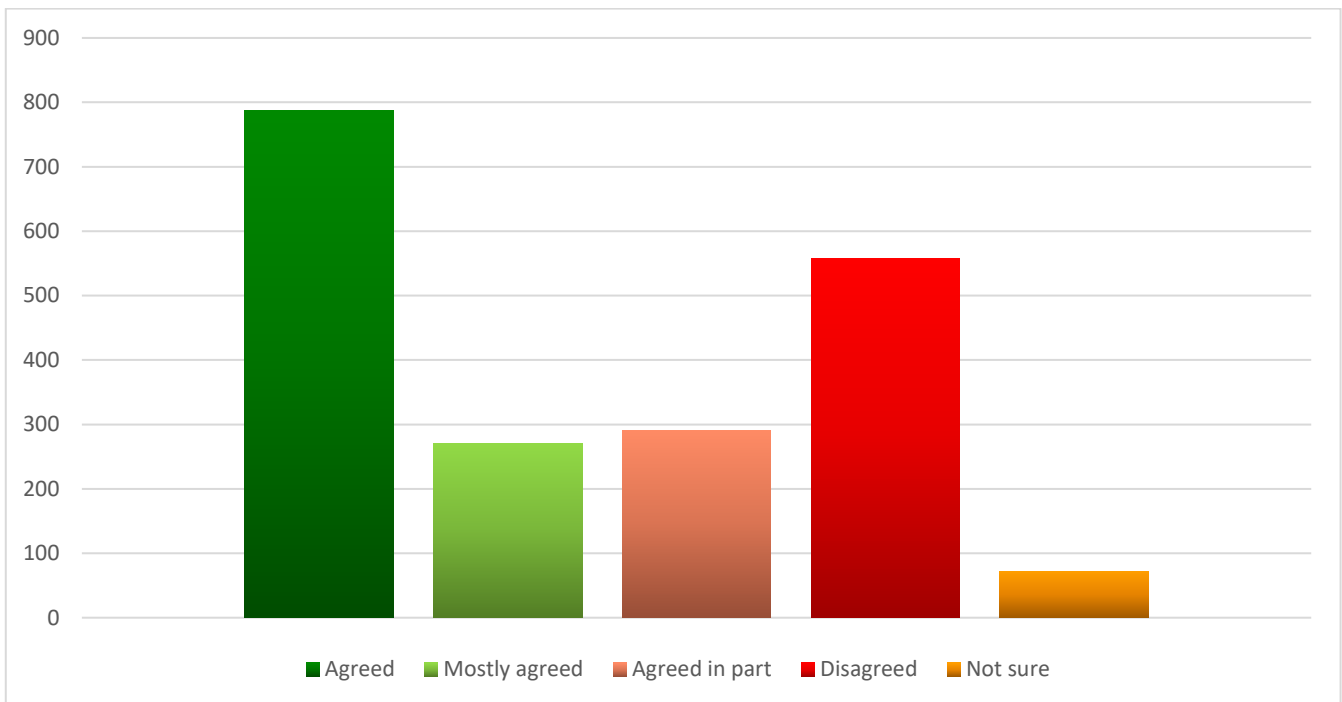
5. Do you agree with the proposal that “a new team of police investigators... (be formed who can be)... called in to clear backlogs and overhaul investigation procedures for high-risk cases, with a focus on monitoring kids under 5 years of age”?

Of the 1,992 survey respondents who answered this question:

- 788 (39.56%) agreed with this proposal
- 270 (13.55%) mostly agreed

- 290 (14.56%) agreed only in part
- 558 (28.01%) disagreed, and
- 72 (3.61%) indicated that they were not sure.

Six respondents skipped this question.



Responses by the sub-groups

A **majority** of survey respondents within **9 of the 13** sub-groups **agreed or mostly agreed** with this proposal:

- employees of PeakCare Member organisations (agreed – 37.63%; mostly agreed – 17.07%; agreed only in part – 14.98%; disagreed – 25.09%; not sure – 4.88%; 2 respondents skipped this question)
- employees of non-Member non-government organisations (agreed – 46.29%; mostly agreed – 17.47%; agreed only in part – 13.32%; disagreed – 18.12%; not sure – 3.93%; 1 respondent skipped this question)
- private consultants and employees of private consultancy or training organisations (agreed – 28.57%; mostly agreed – 21.43%; agreed only in part – 4.76%; disagreed – 40.48%)
- parents (and other family members) with a lived experience of the child protection system (agreed – 55.38%; mostly agreed – 13.85%; agreed only in part – 13.85%; disagreed – 15.38%; not sure – 1.54%)
- young people (under 25 years) with a lived experience of the child protection system (agreed – 60%; mostly agreed – 13.33%; agreed only in part – 13.33%; disagreed 13.33%)
- older people (over 25 years) with a lived experience of the child protection system (agreed – 61.90%; mostly agreed – 11.90%; agreed only in part – 2.38%; disagreed – 23.81%)
- Foster Carers (agreed – 73.11%; mostly agreed – 10.92%; agreed only in part – 7.56%; disagreed – 5.88%; not sure – 2.52%; 2 respondents skipped this question)

- Kinship Carers (agreed – 77.14%; mostly agreed – 14.29%; agreed only in part – 0%; disagreed 8.57%)
- others (agreed – 54.26%; mostly agreed – 11.63%; agreed only in part – 9.30%; disagreed 21.71%; not sure – 3.10%).

A **majority** of survey respondents within **3 of the 13** sub-groups **disagreed or agreed only in part** with this proposal:

- employees of QATSICPP Member organisations (disagreed – 36.51%; agreed only in part – 19.05%; mostly agreed – 9.52%; agreed – 30.16%; not sure – 4.76%)
- employees of Government agencies (disagreed – 42.72%; agreed only in part – 18.83%; mostly agreed – 10.60%; agreed – 22.78%; not sure – 4.11%; 1 respondent skipped this question)
- academics (disagreed – 47.37%; agreed only in part – 13.16%; mostly agreed – 10.53%; agreed – 26.32%; not sure – 2.63%).

In respect of the **1** remaining sub-group, a **larger number disagreed or agreed only in part** than the number who agreed or mostly agreed, but they **did not constitute a majority** (i.e. > 50%) of the respondents within this sub-group:

- employees of peak bodies, industry and representative groups (disagreed – 25%; agreed only in part – 23.21%; mostly agreed – 7.14%; agreed – 39.29%; not sure – 3.57%).

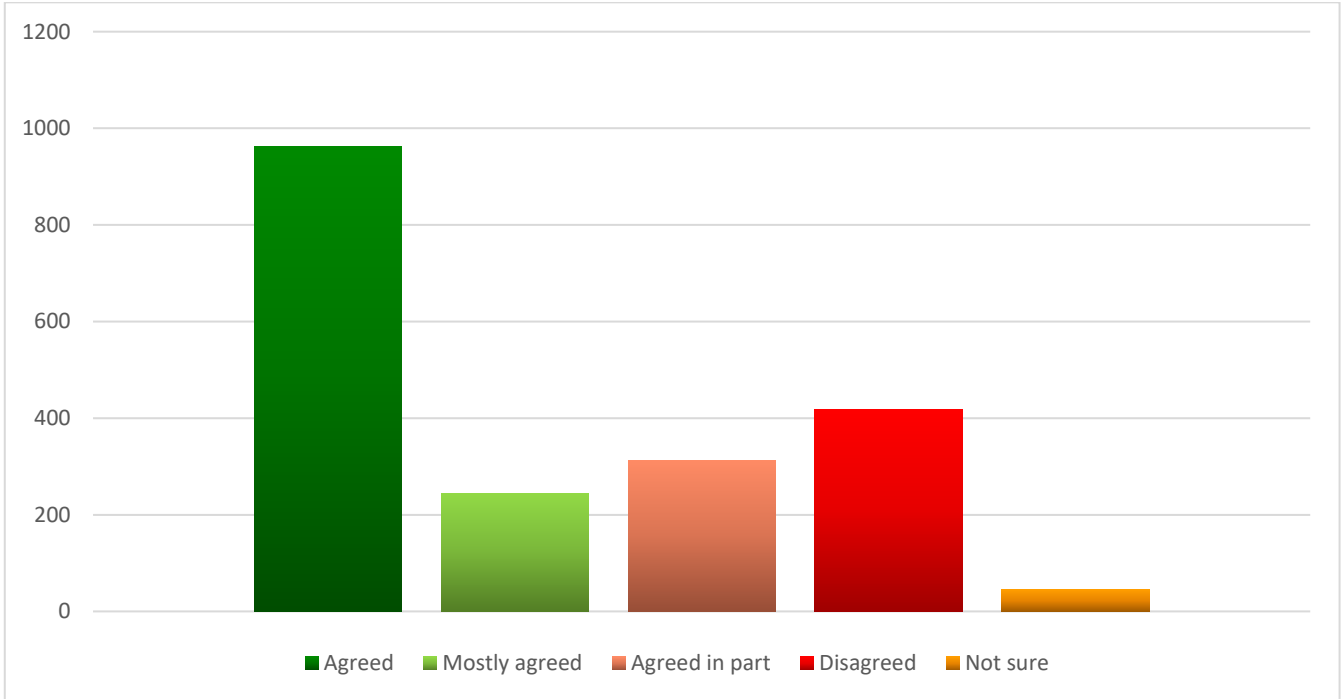
6. The LNP proposes that “the Child Protection Force will implement random compulsory drug tests for illicit substances like methamphetamine for people on Intervention with Parental Agreements”. Do you agree with this proposal?

Of the 1,990 survey respondents who answered this question:

- 962 (48.34%) agreed with this proposal
- 245 (12.31%) mostly agreed

- 312 (15.68%) agreed only in part
- 417 (20.95%) disagreed, and
- 45 (2.26%) indicated that they were not sure.

Eight respondents skipped this question.



Responses by the sub-groups

A **majority** of the survey respondents within **10 of the 13** sub-groups **agreed or mostly agreed** with this proposal:

- employees of PeakCare Member organisations (agreed – 38.19%; mostly agreed – 16.32%; agreed only in part – 15.63%; disagreed – 24.31%; not sure – 5.21%; 1 respondent skipped this question)
- employees of non-Member non-government organisations (agreed – 52.18%; mostly agreed – 12.88%; agreed only in part – 13.1%; disagreed – 18.78%; not sure – 2.62%; 1 respondent skipped this question)
- employees of Government agencies (agreed – 37.52%; mostly agreed – 14.47%; agreed only in part – 21.46%; disagreed – 24.32%; not sure – 1.43%; 4 respondents skipped this question)
- employees of peak bodies, industry and representative groups (agreed – 49.09%; mostly agreed – 9.09%; agreed only in part – 12.73%; disagreed – 27.27%; not sure – 1.82%; 1 respondent skipped this question)
- parents (and other family members) with a lived experience of the child protection system (agreed – 56.92%; mostly agreed – 9.23%; agreed only in part – 13.85%; disagreed – 18.46%; not sure – 1.54%)
- young people (under 25 years) with a lived experience of the child protection system (agreed – 73.33%; mostly agreed – 6.67%; agreed only in part – 13.33%; disagreed 6.67%)
- older people (over 25 years) with a lived experience of the child protection system (agreed – 64.29%; mostly agreed – 11.9%; agreed only in part – 9.52%; disagreed 11.9%)
- Foster Carers (agreed – 86.78%; mostly agreed – 4.96%; agreed only in part – 1.65%; disagreed 6.61%)

- Kinship Carers (agreed – 85.71%; mostly agreed – 5.71%; agreed only in part – 5.71%; disagreed 2.86%)
- others (agreed – 65.63%; mostly agreed – 5.47%; agreed only in part – 11.72%; disagreed 15.63%; not sure – 1.56%; 1 respondent skipped this question).

A **majority** of survey respondents within **2 of the 13** sub-groups **disagreed or agreed only in part** with this proposal:

- employees of QATSICPP Member organisations (disagreed – 28.57%; agreed only in part – 22.22%; mostly agreed – 9.52%; agreed – 38.10%; not sure – 1.59%)

- academics (disagreed – 39.47%; agreed only in part – 21.05%; mostly agreed – 7.89%; agreed – 26.32%; not sure – 5.26%).

In respect of the **1** remaining sub-group, a **larger number agreed or mostly agreed** than the number who disagreed or agreed only in part, but they **did not constitute a majority** (i.e. >50%) of the respondents within this sub-group:

- private consultants and employees of private consultancy or training organisations (agreed – 35.71%; mostly agreed – 14.29%; agreed only in part – 19.05%; disagreed – 26.19%; not sure – 4.76%).

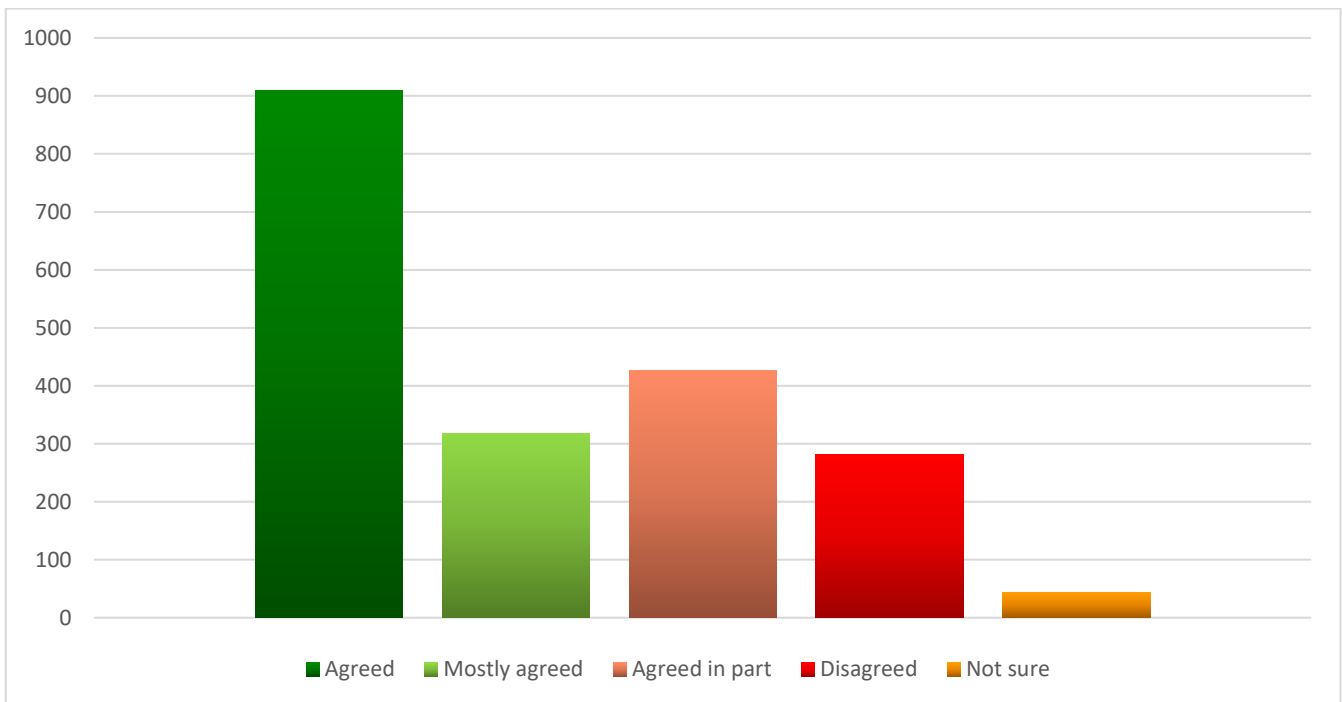
7. Do you agree with the proposal that, “under the LNP’s plan, positive tests to certain illicit substances (not including marijuana) will require participation in a drug rehabilitation service so parents get the support they need to break the addiction”?

Of the 1,989 survey respondents who answered this question:

- 910 (45.75%) agreed with this proposal
- 317 (15.94%) mostly agreed

- 426 (21.42%) agreed only in part
- 282 (14.18%) disagreed, and
- 43 (2.16%) indicated that they were not sure.

Nine respondents skipped this question.



Responses by the sub-groups

A **majority** of survey respondents within **12 of the 13** sub-groups **agreed or mostly agreed** with this proposal:

- employees of PeakCare Member organisations (agreed – 38.81%; mostly agreed – 18.18%; agreed only in part – 26.92%; disagreed – 13.64%; not sure – 1.75%; 3 respondents skipped this question)
- employees of QATSICPP Member organisations (agreed – 39.68%; mostly agreed – 15.87%; agreed only in part – 26.98%; disagreed – 17.46%)
- employees of non-Member non-government organisations (agreed – 48.58%; mostly agreed – 17.51%; agreed only in part – 18.38%; disagreed – 12.47%; not sure – 2.84%; 2 respondents skipped this question)
- employees of Government agencies (agreed – 35.24%; mostly agreed – 15.87%; agreed only in part – 27.14%; disagreed 17.94%; not sure – 2.70%; 3 respondents skipped this question)
- employees of peak bodies, industry and representative groups (agreed – 35.71%; mostly agreed – 26.79%; agreed only in part – 21.43%; disagreed – 12.5%; not sure – 3.57%)
- private consultants and employees of private consultancy or training organisations (agreed – 31.71%; mostly agreed – 26.83%; agreed only in part – 19.51%; disagreed – 21.95%; 1 respondent skipped this question)
- parents (and other family members) with a lived experience of the child protection system (agreed – 66.15%; mostly agreed – 16.92%; agreed only in part – 9.23%; disagreed – 6.15%; not sure – 1.54%)

- young people (under 25 years) with a lived experience of the child protection system (agreed – 73.33%; mostly agreed – 6.67%; agreed only in part – 13.33%; disagreed 6.67%)
- older people (over 25 years) with a lived experience of the child protection system (agreed – 64.29%; mostly agreed – 7.14%; agreed only in part – 14.29%; disagreed 11.9%; not sure – 2.38%)
- Foster Carers (agreed – 77.69%; mostly agreed – 10.74%; agreed only in part – 8.26%; disagreed 3.31%)
- Kinship Carers (agreed – 62.86%; mostly agreed – 14.29%; agreed only in part – 11.43%; disagreed 8.57%)
- others (agreed – 62.02%; mostly agreed – 9.30%; agreed only in part – 15.5%; disagreed 10.85%; not sure – 2.33%).

A **majority** of survey respondents within **1 of the 13** sub-groups **disagreed or agreed only in part** with this proposal:

- academics (disagreed – 34.21%; agreed only in part – 21.05%; mostly agreed – 7.89%; agreed – 34.21%; not sure – 2.63%).

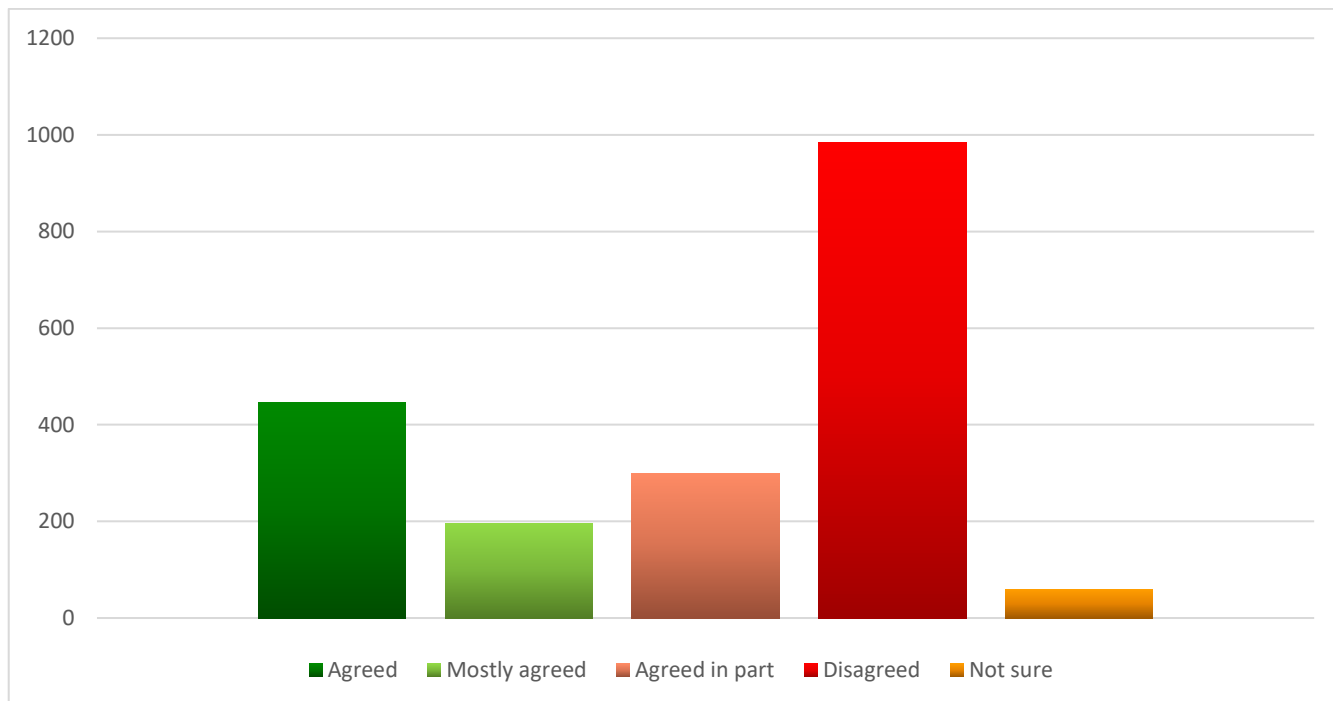
8. Do you agree with the LNP proposal that “a second positive test will lead to children being placed in foster care under a no-second chances model because the cycle of drug abuse must be broken”?

Of the 1,995 survey respondents who answered this question:

- 446 (22.36%) agreed with this proposal
- 195 (9.77%) mostly agreed

- 300 (15.04%) agreed only in part
- 984 (49.32%) disagreed, and
- 60 (3.01%) indicated that they were not sure.

Three respondents skipped this question.



Responses by the sub-groups

A **majority** of survey respondents within **3 of the 13** sub-groups **agreed or mostly agreed** with this proposal:

- older people (over 25 years) with a lived experience of the child protection system (agreed – 47.62%; mostly agreed – 14.29%; agreed only in part – 7.14%; disagreed 26.19%; not sure – 2.38%)
- Foster Carers (agreed – 64.46%; mostly agreed – 15.70%; agreed only in part – 8.26%; disagreed 9.92%; not sure – 1.65%)
- Kinship Carers (agreed – 62.86%; mostly agreed – 14.29%; agreed only in part – 0%; disagreed 20%; not sure – 2.86%).

A **majority** of survey respondents within **9 of the 13** sub-groups **disagreed or agreed only in part** with this proposal:

- employees of PeakCare Member organisations (disagreed – 54.33%; agreed only in part – 18.34%; mostly agreed – 8.3%; agreed – 14.53%; not sure – 4.50%)
- employees of QATSICPP Member organisations (disagreed – 68.25%; agreed only in part – 14.29%; mostly agreed – 7.94%; agreed – 7.94%; not sure – 1.59%)
- employees of non-Member non-government organisations (disagreed – 45.63%; agreed only in part – 16.38%; mostly agreed – 13.1%; agreed – 19.65%; not sure – 4.37%; 1 respondent skipped this question)
- employees of Government agencies (disagreed – 62.09%; agreed only in part – 14.53%; mostly agreed – 6.32%; agreed – 13.9%; not sure – 2.53%)
- employees of peak bodies, industry and representative groups (disagreed – 45.45%; agreed only in part – 20%; mostly agreed – 10.91%; agreed – 18.18%; not sure – 5.45%; 1 respondent skipped this question)

- academics (disagreed – 63.16%; agreed only in part – 10.53%; mostly agreed – 5.26%; agreed – 21.05%)
- private consultants and employees of private consultancy or training organisations (disagreed – 59.52%; agreed only in part – 11.9%; mostly agreed – 11.9%; agreed – 16.67%)
- parents (and other family members) with a lived experience of the child protection system (disagreed – 44.62%; agreed only in part – 15.38%; mostly agreed – 9.23%; agreed – 30.77%)
- young people (under 25 years) with a lived experience of the child protection system (disagreed – 26.67%; agreed only in part – 26.67%; mostly agreed – 20%; agreed – 20%; not sure – 6.67%).

In respect of the **1** remaining sub-group, a **larger number disagreed or agreed only in part** than the number who agreed or mostly agreed, but they **did not constitute a majority** (i.e. >50%) of the respondents within this sub-group:

- others (disagreed – 33.59%; agreed only in part – 16.41%; mostly agreed – 9.38%; agreed – 38.28%; not sure – 1.56%; 1 respondent skipped this question).

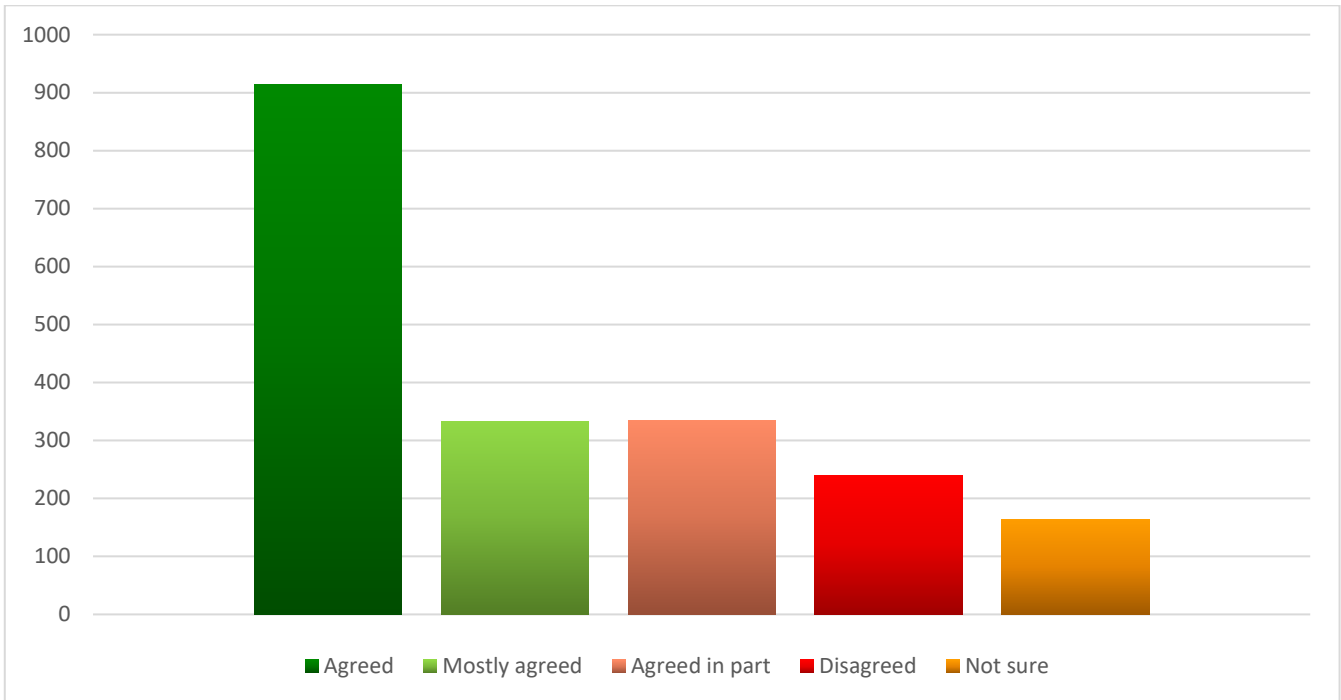
9. The LNP proposes to introduce “new performance reporting for all regional child safety service centres to increase transparency and accountability for senior executives to ensure vulnerable kids don’t fall through the cracks”. Do you agree with this proposal?

Of the 1,991 survey respondents who answered this question:

- 914 (45.91%) agreed with this proposal
- 332 (16.68%) mostly agreed

- 335 (16.83%) agreed only in part
- 239 (12%) disagreed, and
- 164 (8.24%) indicated that they were not sure.

Seven respondents skipped this question.



Responses by the sub-groups

A **majority** of survey respondents within **11 of the 13** sub-groups **agreed or mostly agreed** with this proposal:

- employees of PeakCare Member organisations (agreed – 44.29%; mostly agreed – 23.18%; agreed only in part – 15.57%; disagreed – 7.61%; not sure – 9%)
- employees of QATSICPP Member organisations (agreed – 50%; mostly agreed – 16.13%; agreed only in part – 16.13%; disagreed – 11.29%; not sure – 6.45%; 1 respondent skipped this question)
- employees of non-Member non-government organisations (agreed – 52.08%; mostly agreed – 19.04%; agreed only in part – 15.75%; disagreed – 6.78%; not sure – 5.69%; 2 respondents skipped this question)
- employees of peak bodies, industry and representative groups (agreed – 43.64%; mostly agreed – 21.82%; agreed only in part – 21.82%; disagreed – 9.09%; not sure – 3.64%; 1 respondent skipped this question)
- private consultants and employees of private consultancy or training organisations (agreed – 35.71%; mostly agreed – 26.19%; agreed only in part – 19.05%; disagreed – 11.9%; not sure – 4.76%)
- parents (and other family members) with a lived experience of the child protection system (agreed – 72.31%; mostly agreed – 13.85%; agreed only in part – 6.15%; disagreed – 4.62%; not sure – 3.08%)
- young people (under 25 years) with a lived experience of the child protection system (agreed – 66.67%; mostly agreed – 13.33%; agreed only in part – 13.33%; disagreed 6.67%)

- older people (over 25 years) with a lived experience of the child protection system (agreed – 71.43%; mostly agreed – 11.9%; agreed only in part – 4.76%; disagreed 9.52%; not sure – 2.38%)
- Foster Carers (agreed – 77.69%; mostly agreed – 11.57%; agreed only in part – 4.96%; disagreed 3.31%; not sure – 2.48%)
- Kinship Carers (agreed – 77.14%; mostly agreed – 5.71%; agreed only in part – 5.71%; disagreed 8.57%; not sure – 2.86%)
- others (agreed – 61.24%; mostly agreed – 10.85%; agreed only in part – 11.63%; disagreed 9.3%; not sure – 6.98%).

In respect of **1** sub-group, a **larger number agreed or mostly agreed** than the number who disagreed or agreed only in part, but they **did not constitute a majority** (i.e. >50%) of the respondents with this sub-group:

- academics (agreed – 44.74%; mostly agreed – 5.26%; agreed only in part – 18.42%; disagreed – 23.68%; not sure – 7.89%).

In respect of the **1** remaining sub-group, a **larger number disagreed or agreed only in part** than the number who agreed or mostly agreed, but they **did not constitute a majority** (i.e. >50%) of the respondents with this sub-group:

- employees of Government agencies (disagreed – 20.95%; agreed only in part – 23.49%; mostly agreed – 15.4%; agreed – 26.35%; not sure – 13.49%; 3 respondents skipped this question).

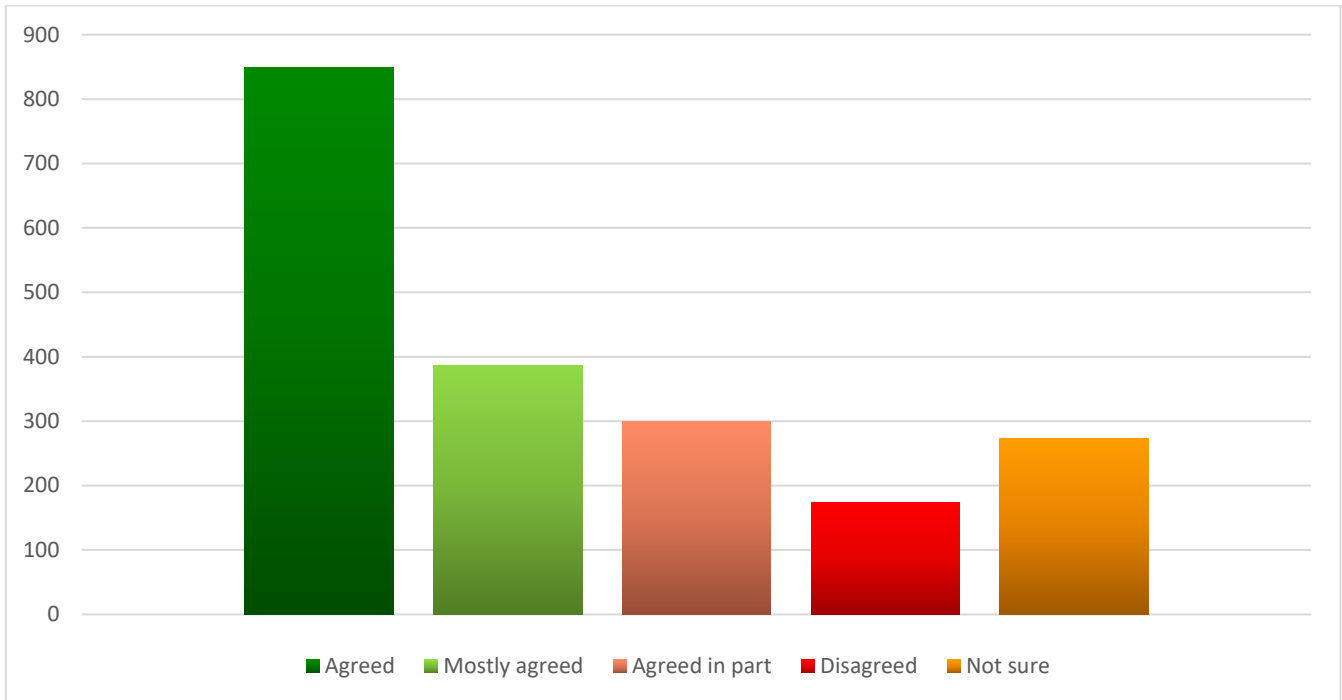
10. The LNP proposes to introduce a requirement for regional offices “to undertake two-year accreditation programs to improve standards and increase local accountability, similar to recent changes in New South Wales”. Do you agree with this proposal?

Of the 1,986 survey respondents who answered this question:

- 849 (42.75%) agreed with this proposal
- 387 (19.49%) mostly agreed

- 299 (15.06%) agreed only in part
- 173 (8.71%) disagreed, and
- 273 (13.75%) indicated that they were not sure.

Twelve respondents skipped this question.



Responses by the sub-groups

A **majority** of survey respondents within **12 of the 13** sub-groups **agreed or mostly agreed** with this proposal:

- employees of PeakCare Member organisations (agreed – 47.57%; mostly agreed – 19.79%; agreed only in part – 15.28%; disagreed – 3.82%; not sure – 13.54%; 1 respondent skipped this question)
- employees of QATSICPP Member organisations (agreed – 46.03%; mostly agreed – 20.63%; agreed only in part – 12.7%; disagreed – 3.17%; not sure – 17.46%)
- employees of non-Member non-government organisations (agreed – 49.56%; mostly agreed – 25.33%; agreed only in part – 11.89%; disagreed – 3.96%; not sure – 8.81%; 5 respondents skipped this question)
- employees of peak bodies, industry and representative groups (agreed – 48.15%; mostly agreed – 16.67%; agreed only in part – 12.96%; disagreed – 7.41%; not sure – 14.81%; 2 respondents skipped this question)
- academics (agreed – 42.11%; mostly agreed – 10.53%; agreed only in part – 18.42%; disagreed – 13.16%; not sure – 15.79%)
- private consultants and employees of private consultancy or training organisations (agreed – 42.86%; mostly agreed – 23.81%; agreed only in part – 16.67%; disagreed – 7.14%; not sure – 9.52%)
- parents (and other family members) with a lived experience of the child protection system (agreed – 60.94%; mostly agreed – 15.63%; agreed only in part – 7.81%; disagreed – 4.69%; not sure – 10.94%; 1 respondent skipped this question)

- young people (under 25 years) with a lived experience of the child protection system (agreed – 53.33%; mostly agreed – 13.33%; agreed only in part – 26.67%; disagreed 6.67%)
- older people (over 25 years) with a lived experience of the child protection system (agreed – 59.52%; mostly agreed – 14.29%; agreed only in part – 4.76%; disagreed 4.76%; not sure – 14.29%)
- Foster Carers (agreed – 69.17%; mostly agreed – 19.17%; agreed only in part – 2.5%; disagreed 2.5%; not sure – 6.67%; 1 respondent skipped this question)
- Kinship Carers (agreed – 57.14%; mostly agreed – 25.71%; agreed only in part – 8.57%; disagreed 0%; not sure – 8.57%)
- others (agreed – 55.47%; mostly agreed – 15.63%; agreed only in part – 7.81%; disagreed 7.03%; not sure – 14.06%; 1 respondent skipped this question).

In respect of the **1** remaining sub-group, a **larger number disagreed or agreed only in part** than the number who agreed or mostly agreed, but they **did not constitute a majority** (i.e. >50%) of the respondents with this sub-group:

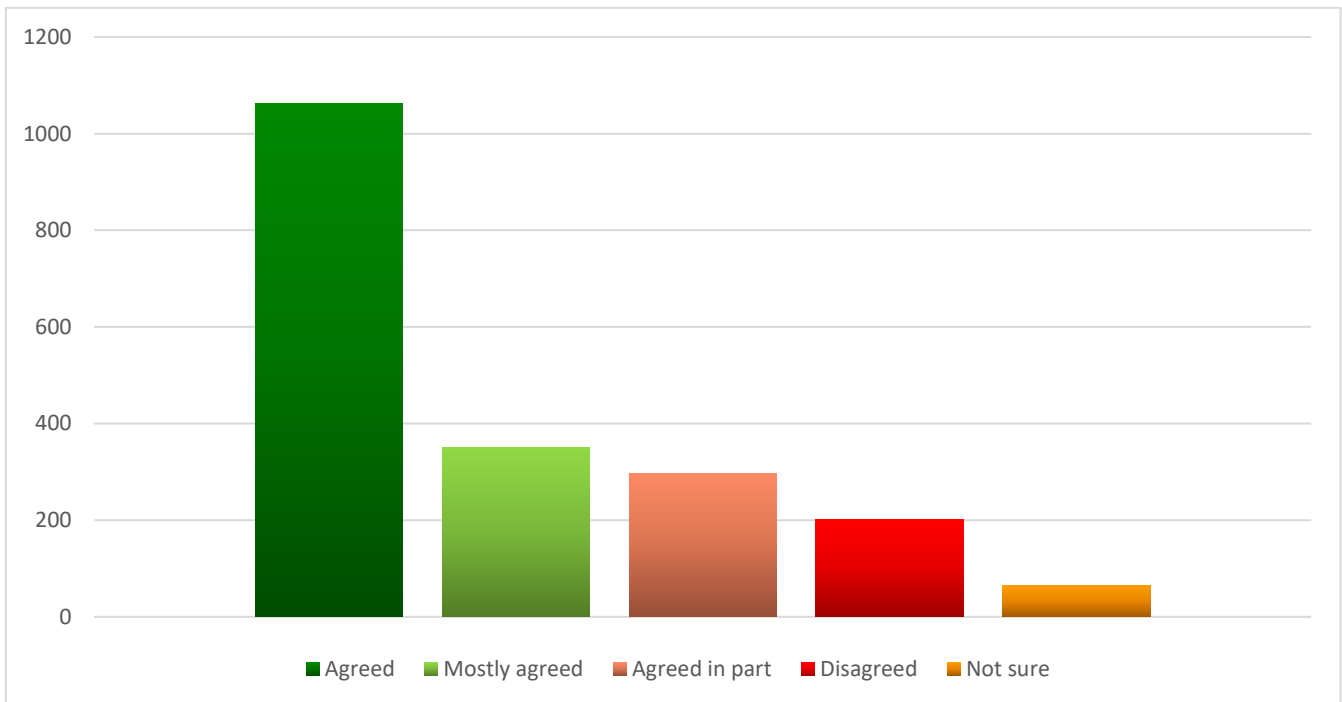
- employees of Government agencies (disagreed – 17.56%; agreed only in part – 22.78%; mostly agreed – 16.77%; agreed – 23.1%; not sure – 19.46%; 1 respondent skipped this question).

11. The LNP proposes that “officers in the LNP’s Child Protection Force ... undergo new training and development with a focus on identifying behaviours that put kids at risk, with increased early intervention to identify the support needed for kids in care”. Do you agree with this proposal?

Of the 1,991 survey respondents who answered this question:

- 1,063 (53.39%) agreed with this proposal
- 350 (17.58%) mostly agreed
- 297 (14.92%) agreed only in part
- 202 (10.15%) disagreed, and
- 64 (3.21%) indicated that they were not sure.

Seven respondents skipped this question.



Responses by the sub-groups

A **majority** of survey respondents within **all 13** sub-groups **agreed or mostly agreed** with this proposal:

- employees of PeakCare Member organisations (agreed – 55.9%; mostly agreed – 18.06%; agreed only in part – 15.63%; disagreed – 7.29%; not sure – 2.78%; 1 respondent skipped this question)
- employees of QATSICPP Member organisations (agreed – 50.79%; mostly agreed – 19.05%; agreed only in part – 15.87%; disagreed – 9.52%; not sure – 4.76%)
- employees of non-Member non-government organisations (agreed – 63.4%; mostly agreed – 15.69%; agreed only in part – 10.68%; disagreed – 5.88%; not sure – 3.49%)
- employees of Government agencies (agreed – 37.08%; mostly agreed – 20.29%; agreed only in part – 21.55%; disagreed 16.48%; not sure – 3.65%; 2 respondents skipped this question)
- employees of peak bodies, industry and representative groups (agreed – 48.15%; mostly agreed – 12.96%; agreed only in part – 25.93%; disagreed – 7.41%; not sure – 3.7%; 2 respondents skipped this question)
- academics (agreed – 42.11%; mostly agreed – 13.16%; agreed only in part – 21.05%; disagreed 15.79%; not sure – 2.63%)
- private consultants and employees of private consultancy or training organisations (agreed – 45.24%; mostly agreed – 33.33%; agreed only in part – 4.76%; disagreed – 14.29%; not sure – 2.38%)

- parents (and other family members) with a lived experience of the child protection system (agreed – 61.54%; mostly agreed – 20%; agreed only in part – 9.23%; disagreed – 6.15%; not sure – 3.08%)
- young people (under 25 years) with a lived experience of the child protection system (agreed – 66.67%; mostly agreed – 20%; agreed only in part – 6.67%; disagreed 6.67%)
- older people (over 25 years) with a lived experience of the child protection system (agreed – 69.05%; mostly agreed – 11.9%; agreed only in part – 7.14%; disagreed 9.52%; not sure – 2.38%)
- Foster Carers (agreed – 80.67%; mostly agreed – 11.76%; agreed only in part – 4.2%; disagreed 2.52%; not sure – 0.84%; 2 respondents skipped this question)
- Kinship Carers (agreed – 65.71%; mostly agreed – 22.86%; agreed only in part – 8.57%; disagreed 0%; not sure – 2.86%)
- others (agreed – 60.47%; mostly agreed – 13.18%; agreed only in part – 10.08%; disagreed 11.63%; not sure – 3.88%).

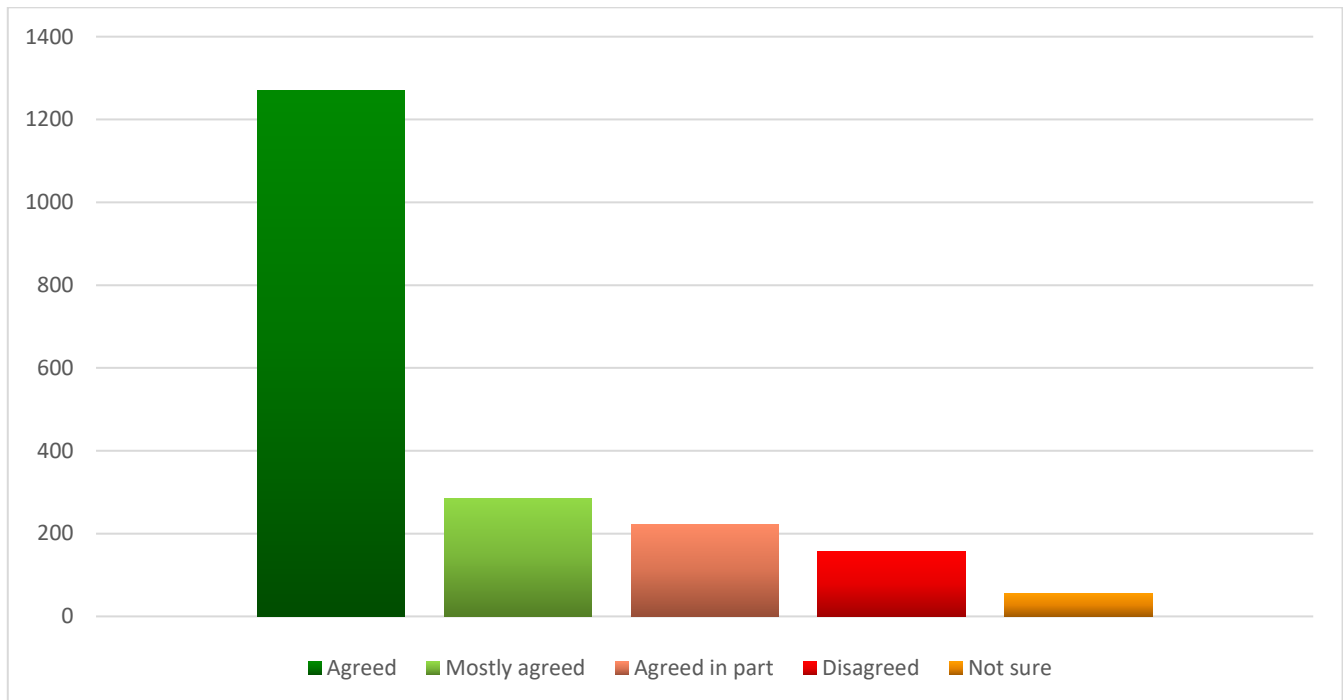
12. The LNP proposes to “extend payments to foster carers for children in care until they are 21 under a \$4 million two-year trial that will bring Queensland in-line with most other states”. Do you agree with this proposal?

Of the 1,996 survey respondents who answered this question:

- 1,270 (63.63%) agreed with this proposal
- 285 (14.28%) mostly agreed

- 223 (11.17%) agreed only in part
- 156 (7.82%) disagreed, and
- 56 (2.81%) indicated that they were not sure.

Two respondents skipped this question.



Responses by the sub-groups

A **majority** of survey respondents within **all 13** sub-groups **agreed or mostly agreed** with this proposal:

- employees of PeakCare Member organisations (agreed – 74.74%; mostly agreed – 12.46%; agreed only in part – 9.34%; disagreed – 2.42%; not sure – 1.04%)
- employees of QATSICPP Member organisations (agreed – 52.38%; mostly agreed – 6.35%; agreed only in part – 9.52%; disagreed – 25.4%; not sure – 1.59%)
- employees of non-Member non-government organisations (agreed – 65.28%; mostly agreed – 14.41%; agreed only in part – 8.73%; disagreed – 7.21%; not sure – 4.37%; 1 respondent skipped this question)
- employees of Government agencies (agreed – 53.8%; mostly agreed – 17.72%; agreed only in part – 14.24%; disagreed – 11.08%; not sure – 2.85%; 1 respondent skipped this question)
- employees of peak bodies, industry and representative groups (agreed – 60.71%; mostly agreed – 12.5%; agreed only in part – 16.07%; disagreed – 10.71%)
- academics (agreed – 60.53%; mostly agreed – 13.16%; agreed only in part – 18.42%; disagreed 5.26%)
- private consultants and employees of private consultancy or training organisations (agreed – 64.29%; mostly agreed – 11.9%; agreed only in part – 9.52%; disagreed – 11.9%; not sure – 2.38%)
- parents (and other family members) with a lived experience of the child protection system (agreed – 56.92%; mostly agreed – 9.23%; agreed only in part – 18.46%; disagreed – 9.23%; not sure – 6.15%)

- young people (under 25 years) with a lived experience of the child protection system (agreed – 73.33%; mostly agreed – 0%; agreed only in part – 20%; disagreed 6.67%)
- older people (over 25 years) with a lived experience of the child protection system (agreed – 59.52%; mostly agreed – 14.29%; agreed only in part – 11.9%; disagreed 9.52%; not sure – 4.76%)
- Foster Carers (agreed – 91.74%; mostly agreed – 4.96%; agreed only in part – 1.65%; disagreed 0.83%; not sure – 0.83%)
- Kinship Carers (agreed – 60.0%; mostly agreed – 14.29%; agreed only in part – 11.43%; disagreed 5.71%; not sure – 8.57%)
- others (agreed – 66.67%; mostly agreed – 19.38%; agreed only in part – 10.08%; disagreed 1.55%; not sure – 2.33%).

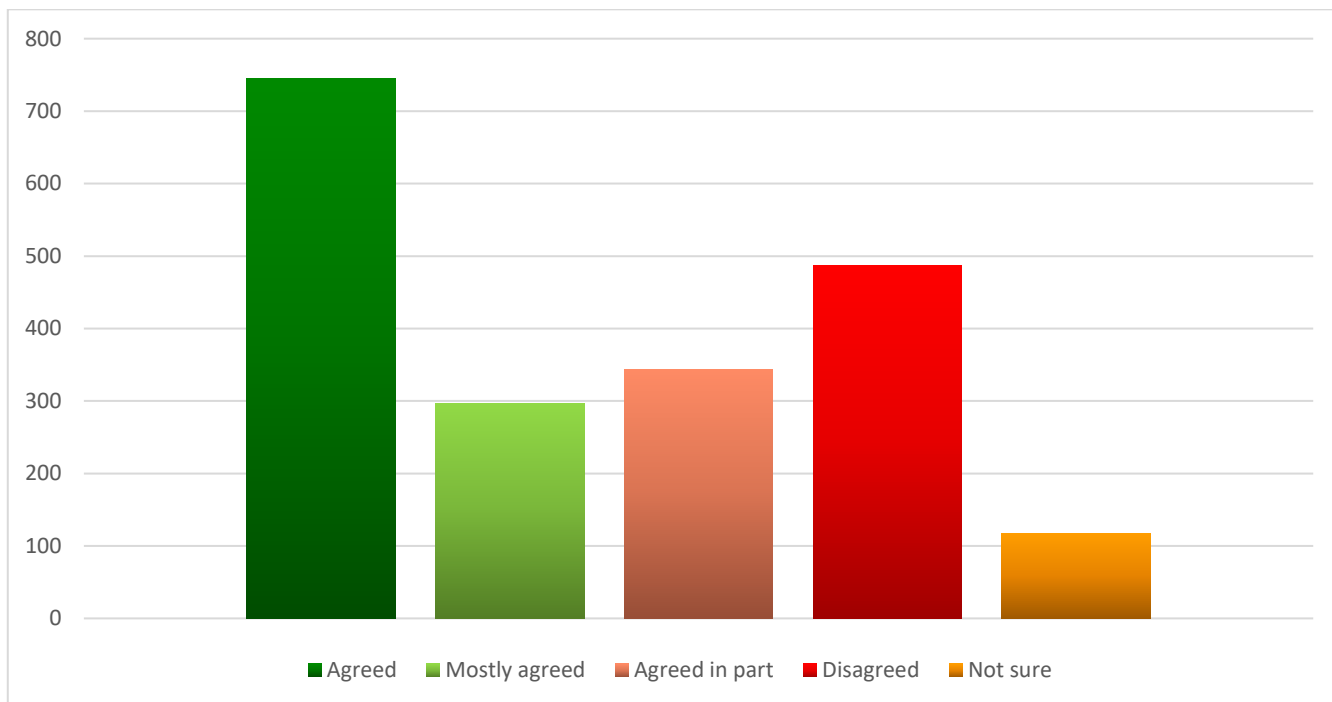
13. The LNP proposes to “increase the use of adoption through a new triage model with permanency order targets and new KPI’s, with a priority for vulnerable children under three years of age”. Do you agree with this proposal?

Of the 1,996 survey respondents who answered this question:

- 745 (37.32%) agreed with this proposal
- 297 (14.88%) mostly agreed

- 344 (17.23%) agreed only in part
- 487 (24.40%) disagreed, and
- 117 (5.86%) indicated that they were not sure.

Two respondents skipped this question.



Responses by the sub-groups

A majority of survey respondents within 7 of the 13 sub-groups agreed or mostly agreed with this proposal:

- employees of non-Member non-government organisations (agreed – 42.45%; mostly agreed – 18.16%; agreed only in part – 17.51%; disagreed – 15.1%; not sure – 6.35%; 2 respondents skipped this question)
- parents (and other family members) with a lived experience of the child protection system (agreed – 41.54%; mostly agreed – 12.31%; agreed only in part – 10.77%; disagreed – 32.31%; not sure – 3.08%)
- young people (under 25 years) with a lived experience of the child protection system (agreed – 46.67%; mostly agreed – 6.67%; agreed only in part – 20%; disagreed 26.67%)
- older people (over 25 years) with a lived experience of the child protection system (agreed – 54.76%; mostly agreed – 11.9%; agreed only in part – 4.76%; disagreed 21.43%; not sure – 7.14%)
- Foster Carers (agreed – 66.12%; mostly agreed – 19.01%; agreed only in part – 6.61%; disagreed 5.79%; not sure – 2.48%)
- Kinship Carers (agreed – 60%; mostly agreed – 20%; agreed only in part – 5.71%; disagreed 11.43%; not sure – 2.86%)
- others (agreed – 48.06%; mostly agreed – 8.53%; agreed only in part – 13.95%; disagreed 19.38%; not sure – 10.08%).

A **majority** of survey respondents within 4 of the 13 sub-groups **disagreed or agreed only in part** with this proposal:

- employees of QATSICPP Member organisations (disagreed – 52.38%; agreed only in part – 22.22%; mostly agreed – 3.17%; agreed – 15.87%; not sure – 6.35%)
- employees of peak bodies, industry and representative groups (disagreed – 35.71%; agreed only in part – 16.07%; mostly agreed – 21.43%; agreed - 25%; not sure – 1.79%)
- academics (disagreed – 42.11%; agreed only in part – 10.53%; mostly agreed – 10.53%; agreed – 28.95%; not sure – 7.89%)
- private consultants and employees of private consultancy or training organisations (disagreed – 26.19%; agreed only in part – 33.33%; mostly agreed – 9.52%; agreed – 30.95%).

In respect of **1** sub-group, a **larger number agreed or mostly agreed** than the number who disagreed or agreed only in part, but they **did not constitute a majority** (i.e. >50%) of the respondents with this sub-group:

- employees of PeakCare Member organisations (agreed – 29.76%; mostly agreed – 16.61%; agreed only in part – 21.11%; disagreed – 24.91%; not sure – 7.27%).

In respect of the **1** remaining sub-group, a **larger number disagreed or agreed only in part** than the number who agreed or mostly agreed, but they **did not constitute a majority** (i.e. >50%) of the respondents with this sub-group:

- employees of Government agencies (disagreed – 30.81%; agreed only in part – 18.96%; mostly agreed – 13.74%; agreed – 30.17%; not sure – 5.85%).

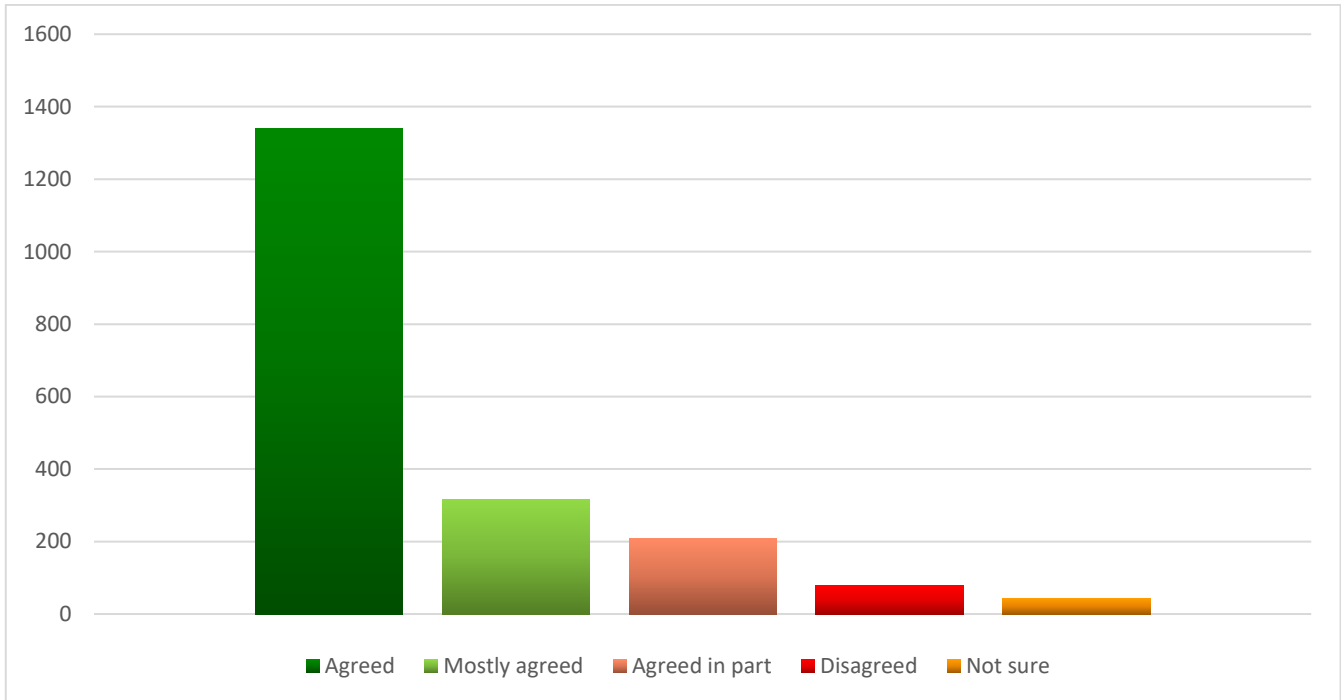
14. The LNP proposes to “recruit more foster carers to work with local service centres and create more emergency care options”. Do you agree with this proposal?

Of the 1,992 survey respondents who answered this question:

- 1,340 (67.27%) agreed with this proposal
- 315 (15.81%) mostly agreed

- 207 (10.39%) agreed only in part
- 79 (3.97%) disagreed, and
- 44 (2.21%) indicated that they were not sure.

Six respondents skipped this question.



Responses by the sub-groups

A **majority** of survey respondents within **all 13** sub-groups **agreed or mostly agreed** with this proposal:

- employees of PeakCare Member organisations (agreed – 68.75%; mostly agreed – 14.93%; agreed only in part – 10.76%; disagreed – 3.82%; not sure – 1.04%; 1 respondent skipped this question)
- employees of QATSICPP Member organisations (agreed – 53.97%; mostly agreed – 14.29%; agreed only in part – 19.05%; disagreed – 6.35%; not sure – 6.35%)
- employees of non-Member non-government organisations (agreed – 66.16%; mostly agreed – 19.65%; agreed only in part – 8.3%; disagreed – 3.28%; not sure – 2.62%; 1 respondent skipped this question)
- employees of Government agencies (agreed – 71.2%; mostly agreed – 13.61%; agreed only in part – 9.65%; disagreed – 3.32%; not sure – 1.58%; 1 respondent skipped this question)
- employees of peak bodies, industry and representative groups (agreed – 57.41%; mostly agreed – 20.37%; agreed only in part – 11.11%; disagreed – 7.41%; not sure – 3.7%; 2 respondents skipped this question)
- academics (agreed – 57.89%; mostly agreed – 7.89%; agreed only in part – 31.58%; disagreed 0%; not sure – 2.63%)
- private consultants and employees of private consultancy or training organisations (agreed – 59.52%; mostly agreed – 16.67%; agreed only in part – 16.67%; disagreed – 7.14%)
- parents (and other family members) with a lived experience of the child protection system (agreed – 62.5%; mostly agreed – 17.19%; agreed only in part – 9.38%; disagreed – 9.38%; not sure – 1.56%; one respondent skipped this question)

- young people (under 25 years) with a lived experience of the child protection system (agreed – 66.67%; mostly agreed – 6.67%; agreed only in part – 13.33%; disagreed 6.67%; not sure – 6.67%)
- older people (over 25 years) with a lived experience of the child protection system (agreed – 66.67%; mostly agreed – 19.05%; agreed only in part – 2.38%; disagreed 9.52%; not sure – 2.38%)
- Foster Carers (agreed – 72.73%; mostly agreed – 10.74%; agreed only in part – 10.74%; disagreed 2.48%; not sure – 2.48%)
- Kinship Carers (agreed – 54.29%; mostly agreed – 31.43%; agreed only in part – 5.71%; disagreed 5.71%; not sure – 2.86%)
- others (agreed – 65.89%; mostly agreed – 16.28%; agreed only in part – 11.63%; disagreed 3.1%; not sure – 3.1%).

